




Number: 70-681  
Passing Score: 700  
Time Limit: 120 min

**[www.Yesuse.com](http://www.Yesuse.com)**



## Exam A

### QUESTION 1

You have a single-domain Active Directory Domain Services (AD DS) forest. All servers run Windows Server 2008 R2. You install Microsoft Deployment Toolkit (MDT) 2010 on a server named Server1. You install Microsoft SQL Server 2008 on a server named Server2. You create an MDT deployment database for location-specific network installations of Windows 7. Server1 and Server2 run Internet Information Services (IIS).

You need to ensure that the MDT deployment database supports Windows integrated security from the Windows Preinstallation Environment (Windows PE).

What should you do?

- A. Create a shared folder on Server1.
- B. Create a shared folder on Server2.
- C. Enable Integrated Windows authentication in IIS on Server1.
- D. Enable Integrated Windows authentication in IIS on Server2.

**Correct Answer: B**

**Section: (none)**

**Explanation**

**Explanation/Reference:**

### QUESTION 2

You have a single-domain Active Directory Domain Services (AD DS) forest. All servers run Windows Server 2008 R2. You plan to use a server to deploy Windows 7 by using Lite Touch Installation (LTI). You need to ensure that this server has the required software for deploying Windows 7 by using LTI.

You install Microsoft Deployment Toolkit (MDT) 2010.

What should you install next?

- A. Microsoft Application Compatibility Toolkit
- B. System Center Configuration Manager
- C. Windows Automated Installation Kit
- D. Windows Deployment Services

**Correct Answer: C**

**Section: (none)**

**Explanation**

**Explanation/Reference:**

<http://mockbox.net/windows-7-tips/154-how-to-deploy-windows-7-with-lite-touch.html>


### QUESTION 3

You have a single-domain Active Directory Domain Services (AD DS) forest. All servers run Windows Server 2008. All client computers run Windows 7. You use Microsoft Deployment Toolkit (MDT) 2010 for your deployment infrastructure.

You need to configure your deployment infrastructure to use single-instance storage.

Which command should you run?

- A. `imagex /export`



- B. oscdimg d
- C. sysprep /oobe
- D. wpeutil /disableextendedcharactersforvolume

**Correct Answer:** A

**Section:** (none)

**Explanation**

**Explanation/Reference:**

<http://technet.microsoft.com/en-us/magazine/ee914607.aspx>

#### QUESTION 4

You use Business Desktop Deployment (BDD) 2007 with Update 2 to prepare and deploy Windows Vista and Office 2007 to client computers. You install Microsoft Deployment Toolkit (MDT) 2010. The BDD deployment shares are not listed in the Deployment Workbench.

You need to ensure that the BDD deployment shares can be used with MDT 2010.

What should you do?

- A. Create new deployment shares.
- B. Open the deployment shares.
- C. Copy the deployment shares.
- D. Close all deployment shares.

**Correct Answer:** B

**Section:** (none)

**Explanation**

**Explanation/Reference:**

#### QUESTION 5

You have an Active Directory Domain Services (AD DS) environment. All client computers run Windows XP. You will use Microsoft Deployment Toolkit (MDT) 2010 to deploy Windows 7 to all client computers. The deployment project has the following requirements:

- User interaction must not be required for any deployment.
- You must be able to initiate deployments by using Windows Deployment Services (WDS).
- You need to meet the deployment project requirements when you deploy Windows 7 by using MDT 2010.

Which application should you install?

- A. Automated Deployment Services
- B. Remote Installation Services
- C. System Center Configuration Manager
- D. System Center Operations Manager

**Correct Answer:** C


**Section:** (none)

**Explanation**

**Explanation/Reference:**

#### QUESTION 6

Your network has one subnet for servers and one subnet for client computers. The subnets are separated



by a router. In the server subnet, Server1 is a Windows Server 2008 R2 server that runs DHCP and DNS. Your deployment infrastructure is configured to allow computers in the client computer subnet to boot by using PXE. However, client computers that attempt to use PXE to boot are not able to connect to the deployment infrastructure.

You need to ensure that client computers are able to connect to the deployment infrastructure by using PXE.

What should you do?

- A. Configure DHCP reservations.
- B. Configure an IP Helper Address on the router.
- C. Place a DNS server in the client computer subnet.
- D. Run the netsh dhcp add server Server1 command.

**Correct Answer: B**

**Section: (none)**

**Explanation**

**Explanation/Reference:**

#### QUESTION 7

You are using Windows Deployment Services (WDS) to deploy Windows 7 to your companys client computers. All servers in your network run Windows Server 2008 R2. The WDS server and the DHCP server are running on the same computer.

You need to ensure that the client computers are able to connect to the WDS server by using PXE.

What should you do first?

- A. Add option 60 to the DHCP scope.
- B. Add option 64 to the DHCP scope.
- C. Block WDS from listening on port 60.
- D. Block WDS from listening on port 64.

**Correct Answer: A**

**Section: (none)**

**Explanation**

**Explanation/Reference:**

<http://www.markwilson.co.uk/blog/2004/03/configuring-dhcp-option-60-for-pxe.htm>

#### QUESTION 8

You have a single-domain Active Directory Domain Services (AD DS) forest with two domain controllers that run Windows Server 2008 R2. Your network consists of two subnets. All client computers are located in one subnet. Both the DHCP server and the Windows Deployment Services (WDS) server are located in the other subnet.

You need to ensure that client computers can be deployed over the network by using WDS.

What should you do?

- A. Forward all client DHCP broadcast packets to only the DHCP server.
- B. Forward all client DHCP broadcast packets to only the WDS server.
- C. Forward all client DHCP broadcast packets to both the DHCP server and the WDS server.
- D. Add a DNS service location (SRV) record for port 60 that is pointed toward the WDS server.



**Correct Answer:** C

**Section:** (none)

**Explanation**

**Explanation/Reference:**

#### QUESTION 9

You have a single-domain Active Directory Domain Services (AD DS) forest. All servers run Windows Server 2008 R2. You add the Windows Deployment Services (WDS) role and the DHCP Server role to a server.

You need to ensure that client computers that boot from the network locate the WDS server automatically.

Which two actions should you perform on the WDS server? (Each correct answer presents part of the solution. Choose two.)

- A. Select the Do not listen on port 67 check box.
- B. Select the Configure DHCP option 60 to indicate that this server is also a PXE server check box.
- C. Click the Respond to all client computers (known and unknown) option in WDS.
- D. Click the Obtain IP address from DHCP option in WDS.

**Correct Answer:** AB

**Section:** (none)

**Explanation**

**Explanation/Reference:**

<http://learn.iis.net/page.aspx/322/dhcp-server/>

#### QUESTION 10

You have a single-domain Active Directory Domain Services (AD DS) forest. The network includes a Windows Deployment Services (WDS) server and a separate DHCP server. You set up a multicast transmission of Windows 7 and deploy Windows 7 on 100 new client computers via multicast. The multicast transmission average speed is 512 KBps. You deploy Windows 7 on an additional 50 new client computers and 2 older client computers via multicast. The multicast transmission average speed is 56 KBps. You remove the older client computers and restart the multicast transmission. The multicast transmission average speed is again 512 KBps.

You need to ensure that Windows 7 is deployed on all client computers via multicast and that older client computers do not decrease the multicast average transmission speed for new client computers.

What should you do?

- A. Configure multicast to separate clients into slow, medium, and fast sessions.
- B. Configure multicast to automatically disconnect clients below 128 KBps.
- C. Configure Multicast Address Dynamic Client Allocation Protocol (MADCAP).
- D. Configure the PXE response delay to 0 seconds.

**Correct Answer:** A


**Section:** (none)

**Explanation**

**Explanation/Reference:**

#### QUESTION 11

All client computers in your company run Volume License editions of Windows 7 and Office 2010. All



computers in the company are activated by using Key Management Service (KMS) hosts. The company is opening a new branch office. The new branch office will not have access to the corporate network or to the Internet for at least eight months. Windows 7 and Office 2010 have been deployed on the client computers for the new branch office, but are not yet activated and have not been shipped.

You need to ensure that users in the new branch office will be able to use Windows 7 and Office 2010 without receiving prompts for activation.

What should you do to the new branch office client computers?

- A. Enter Full Packaged Product (FPP) license keys for Windows 7 and Office 2010.
- B. Enter Original Equipment Manufacturer (OEM) license keys for Windows 7 and Office 2010.
- C. Activate Windows 7 and Office 2010 by using Multiple Activation Key (MAK) licenses.
- D. Activate Windows 7 and Office 2010 by using the KMS hosts.

**Correct Answer: C**

**Section: (none)**

**Explanation**

**Explanation/Reference:**

#### QUESTION 12

All servers in your company run Windows Server 2008. All client computers run Windows Vista and Office 2007. Key Management Service (KMS) hosts run Windows Server 2008. All computers are activated by using KMS. You will deploy Windows Server 2008 R2 to all new servers, and you will deploy Windows 7 and Office 2010 to all client computers.

You need to ensure that all KMS hosts can activate all versions of Windows and Office that are used in the company.

What should you do?

- A. Install the Microsoft Office 2010 KMS Host License Pack on the KMS hosts.
- B. Install Volume Activation Management Tool (VAMT) 2.0 on the KMS hosts.
- C. Migrate the KMS hosts to computers that run Windows 7.
- D. Migrate the KMS hosts to computers that run Windows Server 2008 R2.

**Correct Answer: D**

**Section: (none)**

**Explanation**

**Explanation/Reference:**


#### QUESTION 13

Your company uses Key Management Service (KMS) for Microsoft Volume Activation. You have a Windows 7 image, which will be deployed to the company's client computers. You deploy the image to a client computer as a test. When you log on to the client computer, a warning states that the grace period for activation has expired.

You need to prevent the grace period from expiring before the image is deployed to the client computers.

Which command should you run?

- A. Sysprep /audit
- B. Sysprep /generalize



- C. slmgr.vbs /ckms
- D. slmgr.vbs /cpky

**Correct Answer: B**

**Section: (none)**

**Explanation**

**Explanation/Reference:**

#### QUESTION 14

Your company uses Key Management Service (KMS) for Microsoft Volume Activation. You create a new Windows 7 image. You deploy the image to client computers.

You need to activate the KMS client on the client computers before the client computers are shipped to users.

Which command should you run?

- A. sysprep /oobe
- B. sysprep /generalize
- C. slmgr.vbs /ato
- D. slmgr.vbs /rearm

**Correct Answer: C**

**Section: (none)**

**Explanation**

**Explanation/Reference:**

[http://www.windowsnetworking.com/articles\\_tutorials/Windows-Server-License-Manager-Script-slmgrvbs.html](http://www.windowsnetworking.com/articles_tutorials/Windows-Server-License-Manager-Script-slmgrvbs.html)

#### QUESTION 15

Your company uses System Center Configuration Manager 2007 R2 for operating system deployment. You have a boot image that was previously used to deploy Windows 7 to client computers. You load the boot image on new client computers that contain new network adapters. The drivers for the network adapters are not installed after the boot image is loaded.

You need to ensure that the drivers for the network adapters are properly installed during the loading of the boot image.

Which two actions should you perform? (Each correct answer presents part of the solution. Choose two.)

- A. Install the device drivers on a target computer.
- B. Install the device drivers on a reference computer.
- C. Import the device drivers into the driver catalog.
- D. Add the device drivers to the boot image.

**Correct Answer: CD**


**Section: (none)**

**Explanation**

**Explanation/Reference:**

#### QUESTION 16

Your company uses System Center Configuration Manager 2007 R2 for operating system deployment. You have a client computer that has Windows Vista installed. You also have a new computer that does not



have an operating system installed.

You need to create a computer association between the Windows Vista computer and the new computer.

What should you do first?

- A. Create a custom task sequence.
- B. Capture the user state from the Windows Vista computer.
- C. Deploy User State Migration Tool 4.0 to the Windows Vista computer.
- D. Import the new computer into the System Center Configuration Manager database.

**Correct Answer:** D

**Section:** (none)

**Explanation**

**Explanation/Reference:**

#### QUESTION 17

You have been deploying Windows 7 to client computers by using System Center Configuration Manager 2007 R2 integrated with Microsoft Deployment Toolkit (MDT) 2008 Update 1. You upgrade MDT 2008 to MDT 2010. You create a deployment task sequence that includes a Use Toolkit Package task. You deploy the task sequence to a client computer. The task sequence fails when the Use Toolkit Package task is executed.

You need to ensure that the task sequence completes successfully.

What should you do?

- A. Run Remove WDS PXE Filter from the Start menu.
- B. Run Configure ConfigMgr Integration from the Start menu.
- C. Update the distribution points.
- D. Perform a clean install of MDT 2010.

**Correct Answer:** C

**Section:** (none)

**Explanation**

**Explanation/Reference:**

#### QUESTION 18

You are deploying Windows 7 to client computers by using System Center Configuration Manager 2007 R2 and Microsoft Deployment Toolkit (MDT) 2010.

You need to configure your deployment environment to fully automate the Windows 7 deployment process.


What should you do?

- A. Run the Deploy\_SCCM\_Scripts.vbs script.
- B. Run the ZTIMediaHook.wsf script.
- C. Run Configure ConfigMgr Integration from the Start menu.
- D. Modify the CustomStatement element in the Deploy\_SCCM\_Definition\_ENU.xml file.

**Correct Answer:** C

**Section:** (none)





## Explanation

### Explanation/Reference:

#### QUESTION 19

You have a single-domain Active Directory Domain Services (AD DS) forest. All servers run Windows Server 2008 R2. You have a client computer named Client1 that runs Windows 7 and Office 2010. You begin capturing an image of Client1 by using Windows Deployment Services (WDS). When the WDS Image Capture Wizard prompts you to select the volume to capture, the list of volumes is empty.

You need to ensure that you can capture an image of Client1 by using WDS.

What should you do?

- A. Restart Client1, and run the sysprep /audit /reboot command.
- B. Restart Client1, and run the sysprep /oobe /generalize /reboot command.
- C. Set the default boot image for x86 architecture to the capture image in WDS.
- D. Click the Continue the PXE boot unless the user presses the ESC key option in WDS.

**Correct Answer: B**

**Section: (none)**

#### Explanation

### Explanation/Reference:

The **/oobe** option instructs Windows to run Windows Welcome the next time the computer boots.

#### QUESTION 20

You install the Windows Automated Installation Kit (Windows AIK). You use the ImageX tool to capture and apply Windows 7 images.

You need to reduce the size of your Windows Preinstallation Environment (Windows PE) image. You build a Windows 7 image and a user profile.

What should you do next?

- A. Use the ImageX tool with the /apply option.
- B. Use the ImageX tool with the /cleanup option.
- C. Use the Deployment Image Servicing and Management (DISM) tool with the /Cleanup-Wim option.
- D. Use the Deployment Image Servicing and Management (DISM) tool with the /Apply-Profiles option.

**Correct Answer: D**

**Section: (none)**

#### Explanation

### Explanation/Reference:

[http://technet.microsoft.com/en-us/library/dd744554\(WS.10\).aspx](http://technet.microsoft.com/en-us/library/dd744554(WS.10).aspx)


#### QUESTION 21

You capture an image of a Windows 7 client computer to use as a base image.

You need to add device drivers to the base image in preparation for deployment to computers in a department that has unique hardware components.

What should you do?

- A. Run the sysprep /audit command and then add the drivers.



- B. Run the sysprep /oobe command and then add the drivers.
- C. Run the drvload command and specify the path to each driver s .inf file.
- D. Run the peimg /inf command and specify the path to each driver s .inf file.

**Correct Answer:** A

**Section:** (none)

**Explanation**

**Explanation/Reference:**

Audit mode enables OEMs and corporations to quickly customize a Windows installation. In Audit mode, you can install applications, add device drivers, run scripts, and test the validity of a Windows installation.

[http://technet.microsoft.com/en-us/library/cc721940\(WS.10\).aspx](http://technet.microsoft.com/en-us/library/cc721940(WS.10).aspx)

**QUESTION 22**

You have a single-domain Active Directory Domain Services (AD DS) forest. You configure custom user profile settings on a reference computer and then create a Windows 7 image.

You need to ensure that the custom user profile settings are used as the default user profile settings for the Windows 7 image.

What should you do?

- A. Modify the Sysprep.inf file so that the UpdateServerProfileDirectory parameter has a value of 1.
- B. Modify the Sysprep.inf file so that the UpdateServerProfileDirectory parameter has a value of 0.
- C. Create an Unattend.xml file that includes the <CopyProfile>true</CopyProfile> setting.
- D. Create a Sysprep.xml file that includes the <CopyProfile>true</CopyProfile> setting.

**Correct Answer:** C

**Section:** (none)

**Explanation**

**Explanation/Reference:**

<http://support.microsoft.com/kb/973289>

**QUESTION 23**

You have an Active Directory Domain Services (AD DS) environment. All client computers run Windows XP Professional with SP3. You are upgrading all client computers to Windows 7 Professional by using automated installation scripts.

You need to ensure that client computers are joined to the domain successfully during the deployment of Windows 7. In addition, user credential information must not reside in plain text.

What should you do?

- A. Add the NetDom.exe add command to a post-installation script.
- B. Add the Netsh.exe add command to a post-installation script.
- C. Add the <UnsecureJoin>true</UnsecureJoin> setting to the ImageUnattend.xml file.
- D. Add the <UnsecureJoin>>false</UnsecureJoin> setting to the ImageUnattend.xml file.

**Correct Answer:** C


**Section:** (none)

**Explanation**

**Explanation/Reference:**

[http://technet.microsoft.com/en-us/library/cc730845\(WS.10\).aspx](http://technet.microsoft.com/en-us/library/cc730845(WS.10).aspx)

**QUESTION 24**



You are deploying Windows 7 Professional to all client computers in your company. The company uses Volume Licensing for all Windows operating systems. Different physical locations in the company require different Volume License Keys. You are creating unattended installation answer files for the Windows 7 deployments.

You need to ensure that the correct Volume License Key is added to the appropriate configuration pass during the Windows 7 deployments.

To which configuration pass of Windows Setup should you add the Volume License Key?

- A. windowsPE
- B. generalize
- C. specialize
- D. oobeSystem

**Correct Answer: C**

**Section: (none)**

**Explanation**

**Explanation/Reference:**

The **generalize** configuration pass of Windows® Setup is used to create a Windows reference image that can be used throughout an organization. Settings in the **generalize** configuration pass enable you to automate the behavior for all deployments of this reference image. In comparison, settings applied in the specialize Configuration Pass configuration pass enable you to override behavior for a single, specific deployment.

[http://technet.microsoft.com/en-us/library/dd744392\(WS.10\).aspx](http://technet.microsoft.com/en-us/library/dd744392(WS.10).aspx)

#### QUESTION 25

Your company has a single-domain Active Directory Domain Services (AD DS) forest. All client computers run Windows XP. A Group Policy Object (GPO) is applied that restricts automatic logons on all computers that are joined to the domain. You use Microsoft Deployment Toolkit (MDT) 2010 to prepare an unattended installation of Windows 7 for deployment to all client computers. The deployments do not complete successfully.

You need to ensure that the Windows 7 deployments complete successfully.

Which file should you edit?

- A. Unattend.xml
- B. Unattend.txt
- C. ZTIConfigure.wsf
- D. ZTIDomainJoin.wsf

**Correct Answer: A**


**Section: (none)**

**Explanation**

**Explanation/Reference:**

#### QUESTION 26

Your network has one subnet for servers and one subnet for client computers. The subnets are separated by a router. In the server subnet, Server1 is a Windows Server 2008 R2 server that runs DHCP and DNS. Your deployment infrastructure is configured to allow computers in the client computer subnet to boot by using PXE. However, client computers that attempt to use PXE to boot are not able to connect to the deployment infrastructure.



You need to ensure that client computers are able to connect to the deployment infrastructure by using PXE.

What should you do?


- A. Configure DHCP reservations.
- B. Configure an IP Helper Address on the router.
- C. Place a DNS server in the client computer subnet.
- D. Run the netsh dhcp add server Server1 command.

**Correct Answer: B**

**Section: (none)**

**Explanation**

**Explanation/Reference:**



## Exam B

### QUESTION 1

Your company uses System Center Configuration Manager 2007 R2 for operating-system deployment. You create an image to deploy Windows 7 and Office 2010 to client computers. A new security update for Office 2010 is released.

You need to ensure that this security update is included in all future client computer operating system deployments that use the image.

What should you do?

- A. Add the security update to an existing update list.
- B. Edit the existing task sequence.
- C. Create a per-computer custom variable.
- D. Create a per-collection custom variable.

**Correct Answer: B**

**Section: (none)**

**Explanation**

**Explanation/Reference:**

### QUESTION 2

Your company has a single Active Directory Domain Services (AD DS) forest with two domains. The HR domain is used exclusively by the human resources (HR) department. The other domain is used by all other departments. The company uses System Center Configuration Manager 2007 R2 for operating system deployments.

You create a task sequence to deploy Windows 7 and Office 2010 to client computers.

You need to ensure that the computer accounts for the employees in the HR department are joined to the HR domain.

Which two actions should you perform? (Each correct answer presents part of the solution. Choose two.)

- A. Create a collection for the HR department.
- B. Create computer associations for the HR department client computers.
- C. Create computer associations for the Windows 7 client computers.
- D. Create a per-collection custom variable.

**Correct Answer: AD**

**Section: (none)**

**Explanation**


**Explanation/Reference:**

### QUESTION 3

Your company uses System Center Configuration Manager 2007 R2 for operating system deployments. You create a task sequence to deploy Windows 7 and Office 2010 to client computers.

You need to exclude portions of the task sequence for only client computers that are used by administrators.

Which two actions should you perform? (Each correct answer presents part of the solution. Choose two.)



- A. Edit the task sequence.
- B. Create per-computer custom variables.
- C. Create a collection for the administrators.
- D. Edit the computer associations for the client computers that are used by administrators.

**Correct Answer:** AB

**Section:** (none)

**Explanation**

**Explanation/Reference:**

#### QUESTION 4

You have an Active Directory Domain Services (AD DS) environment. All client computers run Windows XP. You are preparing to deploy Windows 7 on all client computers by using the Sysprep tool.

You need to ensure that users receive customized desktop settings the first time they log on.

What should you do first?

- A. Log on as a local administrator and create a custom default user profile.
- B. Log on as a local administrator and create a custom local security policy.
- C. Log on as a domain administrator and create a custom default user profile.
- D. Log on as a domain administrator and create a custom local security policy.

**Correct Answer:** A

**Section:** (none)

**Explanation**

**Explanation/Reference:**

#### QUESTION 5

You have a single-domain Active Directory Domain Services (AD DS) forest. All client computers run Windows 7. You copy a customized user profile to the folder network location \\SERVER1\Profile\Mandatory.v2.

You need to configure the domain user accounts to use this location as their mandatory profile, and you must also ensure that all users can log on to their accounts even if the profile location is not available.

To which location should you set each users account profile path?

- A. \\SERVER1\Profile\Mandatory
- B. \\SERVER1\Profile\Mandatory.v2
- C. \\SERVER1\Profile\Mandatory\NTUSER.MAN
- D. \\SERVER1\Profile\Mandatory.v2\NTUSER.MAN

**Correct Answer:** A


**Section:** (none)

**Explanation**

**Explanation/Reference:**

#### QUESTION 6

You have an Active Directory Domain Services (AD DS) environment. All client computers run Windows XP. You plan to deploy Windows 7 on all client computers. Custom settings for Internet Explorer must be



applied periodically to all client computers.

You need to ensure that users receive the Internet Explorer settings, and that users can change those settings if desired.

What should you do?

- A. Configure local policy.
- B. Configure Group Policy preferences.
- C. Create and apply a mandatory profile.
- D. Modify the default profile.

**Correct Answer: B**

**Section: (none)**

**Explanation**

**Explanation/Reference:**

#### **QUESTION 7**

You are preparing for a Zero Touch Installation (ZTI) of Windows 7 using System Center Configuration Manager 2007 R2. You create a base image.

You need to add a third-party .msi installer to run during deployment.

What should you do?

- A. Add a task to the task sequence.
- B. Use Group Policy to configure the application to install.
- C. Deploy the image, install the application, and then recapture the image.
- D. Mount the image by using ImageX, and configure the application to deploy upon first user login.

**Correct Answer: A**

**Section: (none)**

**Explanation**

**Explanation/Reference:**

#### **QUESTION 8**

You are preparing for a Zero Touch Installation (ZTI) of Windows 7 using System Center Configuration Manager 2007 R2. You create a base image.

You need to add a driver to this image while the image remains offline.


Which tool should you use?

- A. ImageX
- B. Drvload
- C. Package Manager
- D. Deployment Image Servicing and Management

**Correct Answer: D**

**Section: (none)**

**Explanation**

**Explanation/Reference:**

Deployment Image Servicing and Management (DISM) is a command-line tool used to service Windows images offline before deployment. You can use it to install, uninstall, configure, and update Windows features, packages, drivers, and international settings. Subsets of the DISM servicing commands are also available for servicing a running operating system.

**QUESTION 9**

You are using Microsoft Deployment Toolkit (MDT) 2010 to prepare for a deployment. Your reference computer runs a 64-bit installation of Windows 7. Before you capture the reference computer, you add the Install Application task for installing the 32-bit version of Office 2010 to the task sequence. You run the task sequence and it does not complete successfully.

You need to ensure that Office is installed successfully.

What should you do?

- A. Use a 64-bit installer.
- B. Run a silent installation.
- C. Ensure that the installer restarts the reference computer at the end of the installation.
- D. Assign permissions to install Office 2010 to the user that is logged on to the client computer when the deployment begins.

**Correct Answer: B**

**Section: (none)**

**Explanation**

**Explanation/Reference:**

**QUESTION 10**

Your company's client computers run Windows 7. User Account Control (UAC) is enabled on the client computers. A third-party application fails to install on the client computers.

You need to discover which privileges the application requires on Windows 7.

What should you use?

- A. the Setup Analysis Tool
- B. the Standard User Analyzer Tool
- C. the Standard User Analyzer Wizard
- D. the Compatibility Administrator Tool

**Correct Answer: B**

**Section: (none)**

**Explanation**

**Explanation/Reference:**

The Standard User Analyzer (SUA) tool enables you to test your applications and to monitor API calls to detect potential compatibility issues due to the User Account Control (UAC) feature in both Windows Vista and Windows 7.

**QUESTION 11**

Your company is upgrading its client computers from Windows Vista to Windows 7. You attempt to manually install a third-party application on a new Windows 7 client computer. However, the installation fails when the application attempts to modify the registry keys.

You need to identify which registry key is causing the installation to fail.

What should you use?





- A. Virtual Setup Analysis Tool
- B. Standalone Setup Analysis Tool
- C. Standard User Analyzer Wizard
- D. Compatibility Administrator Tool

**Correct Answer:** B

**Section:** (none)

**Explanation**

**Explanation/Reference:**

#### QUESTION 12

Your company is upgrading its client computers from Windows Vista to Windows 7. You install a third-party application on a new Windows7 client computer. When you start the third-party application, it fails.

You need to ensure that the third-party application can run on Windows 7 client computers. You create a shim for the application.

What should you do next?

- A. Add a pointer to the shim in the Config.xml file.
- B. Add a pointer to the shim in the Manifest.xml file.
- C. Run the sdbinst -q command.
- D. Run the sdbinst -u command.

**Correct Answer:** C

**Section:** (none)

**Explanation**

**Explanation/Reference:**

<http://social.technet.microsoft.com/Forums/en/w7itproinstall/thread/99a46d7e-d292-43c8-8874-d80b13710149>

#### QUESTION 13

You have a single-domain Active Directory Domain Services (AD DS) forest. You are using Microsoft Deployment Toolkit (MDT) 2010 to perform a Lite Touch Installation (LTI) of Windows 7 on client computers.

You need to ensure that users are not prompted for a computer name during the installation of Windows 7 on their client computers.

Which two actions should you perform? (Each correct answer presents part of the solution. Choose two.)

- A. Modify the BootStrap.ini file.
- B. Create a new task sequence.
- C. Modify the CustomSettings.ini file.
- D. Pre-create the computer accounts.

**Correct Answer:** BC

**Section:** (none)

**Explanation**

**Explanation/Reference:**



#### QUESTION 14

You will use Microsoft Deployment Toolkit (MDT) 2010 to perform a Lite Touch Installation (LTI) of Windows 7 on client computers.

You need to ensure that all computers can locate the LTI deployment shares.

What should you do?

- A. Modify the BootStrap.ini file.
- B. Create a new task sequence.
- C. Modify the CustomSettings.ini file.
- D. Modify the existing task sequence.

**Correct Answer: A**

**Section: (none)**

**Explanation**

#### **Explanation/Reference:**

The bootstrap.ini file is responsible for storing the network configuration information for the Microsoft Deployment Toolkit.

By default it will have a reference to your deployment share or shares, however you can use it to specify additional information.

#### QUESTION 15

You are using Microsoft Deployment Toolkit (MDT) 2010 to prepare for a Lite Touch Installation (LTI).

You need to ensure that the deployment share allows users to set a unique local administrator password on their client computers during deployment.

What should you do?

- A. Ensure that the AdminPassword property is set to YES in the BootStrap.ini file.
- B. Ensure that the AdminPassword property is set to YES in the CustomSettings.ini file.
- C. Ensure that the SkipAdminPassword property is set to NO in the BootStrap.ini file.
- D. Ensure that the SkipAdminPassword property is set to NO in the CustomSettings.ini file.

**Correct Answer: D**

**Section: (none)**

**Explanation**

#### **Explanation/Reference:**

#### QUESTION 16

You are preparing for a deployment of Windows 7.

You need to perform this deployment without network connectivity to the client computers.

What should you do?

- A. Burn your image to DVD in .iso format, insert the DVD into a target computer, and use PXE boot.
- B. Burn your image to DVD in .iso format, insert the DVD into a target computer, and bypass the PXE boot.
- C. Burn your image to DVD in .wim format, insert the DVD into a target computer, and use PXE boot.
- D. Burn your image to DVD in .wim format, insert the DVD into a target computer, and bypass the PXE boot.



boot.

**Correct Answer: B**

**Section: (none)**

**Explanation**

**Explanation/Reference:**

#### **QUESTION 17**

You are using Windows Deployment Services (WDS) and System Center Configuration Manager 2007 R2 to perform a Zero Touch Installation (ZTI) of Windows 7 on your company's client computers. A user shuts down his computer during the deployment process. Before the computer boots, the task sequence is modified.

You need to ensure that this client computer is successfully deployed with the modified task sequence.

What should you do first?

- A. Delete the C:\MININT and C:\\_SMSTaskSequence folders.
- B. Delete the BootStrap.ini and CustomSettings.ini configuration files.
- C. Run the WDSUTIL /disconnect-Client command.
- D. Run the WDSUTIL /replace-Image command.

**Correct Answer: A**

**Section: (none)**

**Explanation**

**Explanation/Reference:**

#### **QUESTION 18**

You are preparing for a Zero Touch Installation (ZTI) of Windows 7 using Windows Deployment Services (WDS) and System Center Configuration Manager 2007 R2. Your network includes branch offices that are separated by firewalls.

You need to ensure that the necessary protocol is allowed through the firewalls to support the deployment.

Which protocol should you allow?

- A. FTP
- B. SFTP
- C. SSH
- D. TFTP

**Correct Answer: D**


**Section: (none)**


**Explanation**

**Explanation/Reference:**

#### **QUESTION 19**

You have a single-domain Active Directory Domain Services (AD DS) forest. All servers run Windows Server 2008 R2. You use Microsoft Deployment Toolkit (MDT) 2010 and System Center Configuration Manager 2007 R2 to deploy Windows 7 using Zero Touch Installation (ZTI). You have a Windows 7 reference computer that is encrypted using BitLocker Drive Encryption.





You need to ensure that BitLocker Drive Encryption is disabled on deployed computers.

What should you do?

- A. Modify the task sequence to disable BitLocker Drive Encryption prior to the Sysprep operations.
- B. Modify the task sequence to disable BitLocker Drive Encryption after the Sysprep operations.
- C. Use the Sysprep tool with an account that is a BitLocker data recovery agent.
- D. Use the Sysprep tool with the local administrator account.

**Correct Answer:** A

**Section:** (none)

**Explanation**

**Explanation/Reference:**

#### QUESTION 20

You have a single-domain Active Directory Domain Services (AD DS) forest. You use System Center Configuration Manager 2007 R2 to deploy Windows 7. Your current deployment process performs a Light Touch Installation (LTI) of Windows 7 by using Microsoft Deployment Toolkit (MDT) 2010 with bootable stand-alone media.

You need to change your deployment process to perform a Zero Touch Installation (ZTI) of Windows 7.

What should you do?

- A. Use the Task Sequence Media Wizard to create bootable media for use with System Center Configuration Manager 2007 R2.
- B. Use the Task Sequence Media Wizard to create stand-alone media.
- C. Configure PXE boot as the first option in the boot order for computers.
- D. Create a computer association for each client computer.

**Correct Answer:** C

**Section:** (none)

**Explanation**

**Explanation/Reference:**

#### QUESTION 21

Your company's client computers run Windows Vista. You are using the Windows Automated Installation Kit (Windows AIK) and Windows Deployment Services (WDS) to prepare and deploy Windows operating systems. You have the following requirements for an in-place migration to Windows 7:

- Capture user state on each client computer.
- Maintain user state data on the source computer.
- Maximize performance.
- Minimize hard disk utilization.

You need to ensure that the requirements are met when you perform the in-place migration.

What should you do?

- A. Use the ScanState tool with both the /nocompress and /hardlink options.
- B. Use the ScanState tool with only the /nocompress option.
- C. Use the ScanState tool with both the /vsc and /o options.
- D. Use the ScanState tool with only the /vsc option.



**Correct Answer:** A

**Section:** (none)

**Explanation**

**Explanation/Reference:**

[http://technet.microsoft.com/en-us/library/dd560781\(WS.10\).aspx](http://technet.microsoft.com/en-us/library/dd560781(WS.10).aspx)

#### QUESTION 22

You have a single-domain Active Directory Domain Services (AD DS) forest. All servers run Windows Server 2008 R2. All client computers run Windows Vista. A custom local security group exists on all client computers. You are upgrading from Windows Vista to Windows 7. You will use User State Migration Tool (USMT) 4.0 to migrate user data and settings.

You need to migrate user data and settings while Windows Vista is offline, and you must ensure that the migration includes the custom local group membership.

Which file should you modify?

- A. Config.xml
- B. Migapp.xml
- C. Migsys.xml
- D. Offline.xml

**Correct Answer:** A

**Section:** (none)

**Explanation**

**Explanation/Reference:**

#### QUESTION 23

Your company has a single-domain Active Directory Domain Services (AD DS) forest. All client computers run Windows Vista and are joined to the domain. A file server named Fileserv1 runs Windows Server 2008 R2. You are preparing to migrate all client computers to Windows 7. You have the following requirements:

- Preserve the user settings on all client computers.
- Minimize the effect on network bandwidth during the migration process.

You need to ensure that all requirements are met when you perform the migration.

Which command should you run?

- A. scanstate c:\store /i:c:\migapp.xml /i:c:\miguser.xml /config:c:\config.xml /localonly
- B. scanstate /i:c:\migapp.xml /i:c:\miguser.xml /genconfig:c:\config.xml /targetvista
- C. scanstate c:\store /i:\\Fileserv1\share\migapp.xml /i:\\Fileserv1\share\miguser.xml /localonly
- D. scanstate c:\store /i:migapp.xml /i:miguser.xml /config:config.xml /nocompress /encrypt

**Correct Answer:** A


**Section:** (none)

**Explanation**

**Explanation/Reference:**

#### QUESTION 24

Your company has a single-domain Active Directory Domain Services (AD DS) forest. All client computers



run Windows Vista. You are migrating all client computers to Windows 7 by using User State Migration Tool (USMT) 4.0. You perform several test migrations. You discover that a set of files with the extension .wxv, which should be restricted by NTFS permissions, were accessible to all users after the test migrations were completed.

You need to ensure that the .wxv files are migrated with all NTFS permissions intact.

What should you do?

- A. Edit the MigApp.xml file to include the .wxv files.
- B. Edit the MigDocs.xml files to include the .wxv files.
- C. Edit the Config.xml file to include the directory that contains the .wxv files.
- D. Edit the MigUser.xml file to include the directory that contains the .wxv files.

**Correct Answer: D**

**Section: (none)**

**Explanation**

**Explanation/Reference:**

#### QUESTION 25

Your company has a single-domain Active Directory Domain Services (AD DS) forest. You will use Microsoft Deployment Toolkit (MDT) 2010 to deploy Windows 7 on all client computers. A WSUS server is used for deploying security updates.

You need to ensure that security updates are applied to all client computers immediately after the deployment.

What should you do for all client computers?

- A. Assign the Domain Users group the Log on as a service right.
- B. Run the ZTIWindowsUpdate.wsf script in a task sequence.
- C. Use Group Policy to configure the Specify intranet Microsoft update service location setting.
- D. Set the Windows Update service Startup Type to Automatic.

**Correct Answer: B**

**Section: (none)**

**Explanation**

**Explanation/Reference:**

#### QUESTION 26


You are preparing for a Zero Touch Installation (ZTI) of Windows 7 using System Center Configuration Manager 2007 R2. You create a base image.

You need to add a driver to this image while the image remains offline.

Which tool should you use?

- A. ImageX
- B. Drvload
- C. Package Manager
- D. Deployment Image Servicing and Management

**Correct Answer: D**



**Section: (none)**

**Explanation**

**Explanation/Reference:**

Deployment Image Servicing and Management (DISM) is a command-line tool used to service Windows images offline before deployment. You can use it to install, uninstall, configure, and update Windows features, packages, drivers, and international settings. Subsets of the DISM servicing commands are also available for servicing a running operating system.

**QUESTION 27**

You have a single-domain Active Directory Domain Services (AD DS) forest. All client computers run Windows 7. You copy a customized user profile to the folder network location \\SERVER1\Profile\Mandatory.v2.

You need to configure the domain user accounts to use this location as their mandatory profile, and you must also ensure that all users can log on to their accounts even if the profile location is not available.

To which location should you set each users account profile path?

- A. \\SERVER1\Profile\Mandatory
- B. \\SERVER1\Profile\Mandatory.v2
- C. \\SERVER1\Profile\Mandatory\NTUSER.MAN
- D. \\SERVER1\Profile\Mandatory.v2\NTUSER.MAN

**Correct Answer: A**

**Section: (none)**

**Explanation**

**Explanation/Reference:**

**QUESTION 28**

You are using Microsoft Deployment Toolkit (MDT) 2010 to prepare for a deployment. Your reference computer runs a 64-bit installation of Windows 7. Before you capture the reference computer, you add the Install Application task for installing the 32-bit version of Office 2010 to the task sequence. You run the task sequence and it does not complete successfully.

You need to ensure that Office is installed successfully.

What should you do?


- A. Use a 64-bit installer.
- B. Run a silent installation.
- C. Ensure that the installer restarts the reference computer at the end of the installation.
- D. Assign permissions to install Office 2010 to the user that is logged on to the client computer when the deployment begins.

**Correct Answer: B**

**Section: (none)**

**Explanation**

**Explanation/Reference:**



## Exam C

### QUESTION 1

You deploy Windows 7 client computers by using System Center Configuration Manager 2007 R2.

You need to review information about drivers that were installed during operating system deployment.

Which log file should you view?

- A. CCMSetup.log
- B. Dism.log
- C. DriverCatalog.log
- D. TaskSequenceProvider.log

**Correct Answer: B**

**Section: (none)**

**Explanation**

**Explanation/Reference:**

<http://technet.microsoft.com/en-us/library/bb932135.aspx>

### QUESTION 2

You have a single-domain Active Directory Domain Services (AD DS) forest. You have an organizational unit (OU) named Deployment. You are preparing to deploy Windows 7 to client computers by using System Center Configuration Manager 2007 R2.

You need to configure security updates to be downloaded from a WSUS server after deployment.

What should you do?

- A. Add the WSUS server to the Deployment OU in Active Directory Users and Computers.
- B. Use Group Policy to configure client computers to use the WSUS server for updates.
- C. Add a DNS service location (SRV) record for the WSUS server in the DNS zone for your domain.
- D. Deploy your image, configure settings in Windows Update in Control Panel, and re-capture the image.

**Correct Answer: B**

**Section: (none)**

**Explanation**

**Explanation/Reference:**

### QUESTION 3

You deploy Windows 7 client computers by using System Center Configuration Manager 2007 SP2.

You need to find out if a driver was loaded by Windows 7 in the task sequence.


Which log file should you view?

- A. TaskSequenceProvider.log
- B. Smpmgr.log
- C. DriverCatalog.log
- D. MP\_DriverManager.log

**Correct Answer: D**

**Section: (none)**





## Explanation

### Explanation/Reference:

<http://technet.microsoft.com/en-us/library/bb932135.aspx>

### QUESTION 4

You use Microsoft Deployment Toolkit (MDT) 2010 to perform a Lite Touch Installation (LTI) of Windows 7 on client computers.

You need to ensure that only the device drivers for the hardware that is included on each client computer are installed during the LTI of Windows 7.

What should you do?

- A. Modify the Configure step in the task sequence.
- B. Modify the Inject Drivers step in the task sequence.
- C. Configure the DriverPaths property in the CustomSettings.ini file.
- D. Configure the DriverGroup property in the CustomSettings.ini file.

**Correct Answer: B**

**Section: (none)**

### Explanation

### Explanation/Reference:

### QUESTION 5

You are using Microsoft Deployment Toolkit (MDT) 2010 to perform a Lite Touch Installation (LTI) of Windows 7 on client computers. You create an LTI boot image.

You need to control which device drivers are included in the LTI boot image.

What should you do?

- A. Modify the Selection profile on the boot image.
- B. Modify the Inject Drivers step in the task sequence.
- C. Configure the DriverPaths property in the CustomSettings.ini file.
- D. Configure the DriverGroup property in the CustomSettings.ini file.

**Correct Answer: A**

**Section: (none)**

### Explanation

### Explanation/Reference:


### QUESTION 6

You are preparing to capture an image from a Windows 7 reference computer. The reference computer has a modem installed, and Windows 7 drivers are installed for the modem.

You need to prepare the Windows 7 image so that the image does not contain the modem drivers.

Which two actions should you perform? (Each correct answer presents part of the solution. Choose two.)

- A. Use the Sysprep tool with the /audit option.
- B. Use the Sysprep tool with the /generalize option.
- C. Include the shellexecute option in the Oobe.xml file.



D. Set the PersistAllDeviceInstalls option to True in an answer file.

**Correct Answer:** AB

**Section:** (none)

**Explanation**

**Explanation/Reference:**

#### QUESTION 7

You have 100 client computers that have identical hardware configurations. You are preparing one of these client computers to use as a reference computer when you deploy Windows 7.

You need to ensure that the device drivers are prevented from being reinstalled on each client computer during the deployment.

What should you do?

- A. Run the Sysprep /audit command.
- B. Include the shellexecute option in the Oobe.xml file.
- C. Run the Sysprep /generalize command and set the SkipRearm option to 1.
- D. Create an answer file to use with the Sysprep tool and set the PersistAllDeviceInstalls option to True.

**Correct Answer:** D

**Section:** (none)

**Explanation**

**Explanation/Reference:**

#### QUESTION 8

You have an Active Directory Domain Services (AD DS) environment. All client computers run Windows 7.

You plan to deploy Office 2010 to all client computers. Office features will be installed on first use. You configure installation points on several servers.

You need to ensure that the Office 2010 features are available when they are needed, even if the original installation point is unavailable.

What should you do?

- A. Use the Office Customization Tool to modify the installation location.
- B. Use the Office Customization Tool to modify the network sources.
- C. Configure Office Migration Planning Manager to run centrally.
- D. Configure Office Migration Planning Manager to run locally.

**Correct Answer:** B


**Section:** (none)

**Explanation**

**Explanation/Reference:**

#### QUESTION 9

You currently deploy the 32-bit version of Office 2010 to all of your company's client computers by using a custom settings file. The custom settings file is located in the Updates subfolder within the 32-bit installation folder named Folder1.



You need to ensure that the current custom settings are applied when you deploy the 64-bit version of Office 2010 to computers in the engineering department. You create a new folder named Folder2 that contains the 64-bit installation files for Office 2010.

What should you do next?

- A. Copy the current settings into a new .msp file by using the 32-bit Office Customization Tool, and save the .msp file in the Updates subfolder within Folder1.
- B. Copy the current settings into a new .msp file by using the 64-bit Office Customization Tool, and save the .msp file in the Updates subfolder within Folder1.
- C. Copy the current settings into a new .msp file by using the 32-bit Office Customization Tool, and save the .msp file in the Updates subfolder within Folder2.
- D. Copy the current settings into a new .msp file by using the 64-bit Office Customization Tool, and save the .msp file in the Updates subfolder within Folder2.

**Correct Answer:** D

**Section:** (none)

**Explanation**

**Explanation/Reference:**

#### QUESTION 10

You have an Active Directory Domain Services (AD DS) environment. All client computers run Windows XP and Office 2003. You are preparing to deploy Windows 7 and Office 2010 on all client computers.

You need to ensure that the default location for saving Office documents for all users is a specific network share. In addition, the location cannot be changed by users.

What should you do?

- A. Configure Group Policy Object (GPO) policies.
- B. Configure Group Policy Object (GPO) preferences.
- C. Modify the default user profile.
- D. Use the Office Customization Tool.

**Correct Answer:** A

**Section:** (none)

**Explanation**

**Explanation/Reference:**

#### QUESTION 11

You plan to deploy Office 2010 to your company's client computers.


You need to customize user settings before installing Office 2010 on client computers.

Which command should you run?

- A. setup /admin
- B. setup /adminfile
- C. setup /config
- D. setup /modify

**Correct Answer:** A

**Section:** (none)



## Explanation

### Explanation/Reference:

#### QUESTION 12

Your company has a single-domain Active Directory Domain Services (AD DS) forest. You deploy Office 2010 to the company's client computers.

You need to enforce Office 2010 user settings.

What should you do?

- A. Run the setup /config command.
- B. Run the setup /adminfile command.
- C. Configure a Group Policy Object (GPO) and link it to organizational units (OUs) where the user accounts reside.
- D. Configure a Group Policy Object (GPO) and link it to organizational units (OUs) where the computer accounts reside.

**Correct Answer: C**

**Section: (none)**

## Explanation

### Explanation/Reference:

#### QUESTION 13

Your company has 32-bit and 64-bit client computers. You plan to deploy Office 2010 to all client computers. You create a 32-bit Setup customization file for Office 2010 that contains user settings.

You need to apply these customizations to client computers that will have the 64-bit edition of Office 2010 installed.

What should you do?

- A. Run the setup /config command.
- B. Run the setup /modify command.
- C. Import the existing 32-bit .msp file into the 64-bit Office Customization Tool.
- D. Create a 64-bit .msp file and import it into the 32-bit Office Customization Tool.

**Correct Answer: C**

**Section: (none)**

## Explanation

### Explanation/Reference:


#### QUESTION 14

You are deploying Office 2010 to client computers that run Windows 7.

You need to ensure that when users launch Microsoft Word and open a .docx file, they can edit the document immediately, with no further action required.

What should you do?

- A. Enable the Protected View feature.



- B. Disable the Protected View feature.
- C. Set the File Previewing Group Policy setting to Enabled.
- D. Set the File Previewing Group Policy setting to Disabled.

**Correct Answer:** B

**Section:** (none)

**Explanation**

**Explanation/Reference:**

#### QUESTION 15

You are preparing to deploy Office 2010 to your company's client computers. Previous versions of Office are currently installed on the client computers.

You need to convert all documents that were created with previous versions of Office to Office 2010 formats.

Which tool or tool collection should you use?

- A. Office Customization Tool
- B. Office Migration Planning Manager
- C. Office Code Compatibility Inspector
- D. Office Environment Assessment Tool

**Correct Answer:** B

**Section:** (none)

**Explanation**

**Explanation/Reference:**

#### QUESTION 16

You are preparing to deploy Office 2010 to your company's client computers. The client computers run Windows 7. The client computers currently have different Windows regional and language settings.

You need to ensure that English is the default language when users run Office 2010.

Which file should you edit?

- A. Setup.xml
- B. Package.xml
- C. Config.xml
- D. CustomUI.xml

**Correct Answer:** C

**Section:** (none)


**Explanation**

**Explanation/Reference:**

#### QUESTION 17

Your company's client computers run Windows XP and Office 2003. You are migrating all the client computers to Windows 7 and Office 2010.

You need to find out whether any currently installed applications or add-ins interact with Office.



What should you use?

- A. Office File Converter
- B. Office Code Compatibility Inspector
- C. Office Environment Assessment Tool
- D. Office Migration Planning Manager (OMPM) File Scanner

**Correct Answer: C**

**Section: (none)**

**Explanation**

**Explanation/Reference:**

#### QUESTION 18

Your company has a single-domain Active Directory Domain Services (AD DS) forest. Offices are located in multiple countries. All client computers run Windows 7 Enterprise. You are deploying Office 2010 to all client computers. Users in your company switch among the English, French, Spanish, and German languages on a regular basis.

You need to ensure that the appropriate language support is installed for all users during deployment of Office 2010 and that users can change their language settings as needed.

Which method should you use?

- A. Office 2010 Proofing Tools Kit
- B. Office 2010 Language Preferences
- C. Office Customization Tool
- D. Office Migration Planning Manager

**Correct Answer: C**

**Section: (none)**

**Explanation**

**Explanation/Reference:**

#### QUESTION 19

Your company has a single-domain Active Directory Domain Services (AD DS) forest. You are upgrading all client computers from Office 2003 to Office 2010. You are using Office Customization Tool (OCT) to prepare the Office 2010 deployment settings. While testing the deployment, you discover that users cannot open or edit specific Excel and Word documents that are located in multiple directories. Users receive the following error message: "Office has detected a problem with this file. To help protect your computer this file cannot be opened". You verify that users have the appropriate share and file permissions to edit the files.

You need to ensure that users can edit the specific Word and Excel files and that all other Office files are validated before being opened.

What should you do?

- A. Disable Office File Validation by using Group Policy.
- B. Clear the Enable Protected View for files located in potentially unsafe locations check box in Trust Center.
- C. Select the Open check box for all file types under File Block Settings in Trust Center.
- D. Add the specific Word and Excel files as Trusted Documents by using Group Policy.



**Correct Answer:** D

**Section:** (none)

**Explanation**

**Explanation/Reference:**

#### **QUESTION 20**

You are preparing for a deployment of 64-bit Office 2010. Your existing environment includes several different installations of Office, including Office 2007 and 32-bit Office 2010. You verify that all hardware and operating system versions are compatible.

You need to ensure that existing Office installations do not interfere with your 64-bit Office 2010 deployment.

What should you do?

- A. Remove only Office 2007.
- B. Remove only 32-bit Office 2010.
- C. Remove both Office 2007 and 32-bit Office 2010.
- D. Install the Microsoft Office 2010 Compatibility Pack.

**Correct Answer:** C

**Section:** (none)

**Explanation**

**Explanation/Reference:**

#### **QUESTION 21**

Your company's client computers have Office 2007 and the 64-bit version of Windows 7 Professional installed. You are in the process of deploying Office 2010 to all of the client computers. The human resources (HR) department requires both Office 2007 and Office 2010 on their client computers.

You need to be able to deploy Office 2010 to client computers in the HR department.

What should you do on the HR client computers?

- A. Deploy the 32-bit version of Office 2010.
- B. Deploy the 64-bit version of Office 2010.
- C. Install the Application Compatibility Toolkit.
- D. Upgrade to Windows 7 Enterprise.

**Correct Answer:** A

**Section:** (none)


**Explanation**

**Explanation/Reference:**

#### **QUESTION 22**

Your company has a single-domain Active Directory Domain Services (AD DS) forest. All client computer objects are located in the Client Computers organizational unit (OU). All user objects are located in the Clients OU. Users do not have administrative privileges for their computers.

You need to deploy Office 2010 Enterprise by using Group Policy.



What should you do?

- A. Create a Group Policy object (GPO) that has a logon script to run the Office 2010 Setup.exe file. Link the GPO to the Clients OU.
- B. Create a Group Policy object (GPO) that has a startup script to run the Office 2010 Setup.exe file. Link the GPO to the Client Computers OU.
- C. Create a Group Policy object (GPO) that assigns the Office 2010 EnterpriseWW.msi file to users. Link the GPO to the Clients OU.
- D. Create a Group Policy object (GPO) that assigns the Office 2010 EnterpriseWW.msi file to client computers. Link the GPO to the Client Computers OU.

**Correct Answer:** B

**Section:** (none)

**Explanation**

**Explanation/Reference:**

### QUESTION 23

You have a single-domain Active Directory Domain Services (AD DS) forest. Office Outlook 2007 is installed on all client computers. All client computers run the 64-bit version of Windows 7. You attempt to install the 32-bit version of Outlook 2010 by using a startup script. The installation fails.

You need to install Outlook 2010 on all client computers.

What should you do?

- A. Specify the 64-bit version of Outlook 2010 in the startup script.
- B. Uninstall Outlook 2007 and reboot.
- C. Run the 32-bit Outlook 2010 Setup program as a local administrator on the client computers.
- D. Run the 64-bit Outlook 2010 Setup program with the /admin option on the client computers.

**Correct Answer:** B

**Section:** (none)

**Explanation**

**Explanation/Reference:**

### QUESTION 24

Your company has a single-domain Active Directory Domain Services (AD DS) forest with 3,000 client computers that run Windows 7. The company has a main office and 50 branch offices. The company uses System Center Configuration Manager 2007 R2 to deploy applications to client computers.

You need to deploy Office 2010 installation source files to each client computer, without installing Office 2010.


How should you modify the Config.xml file?

- A. Set the <CACHEACTION> attribute to CacheOnly.
- B. Set the <INSTALLLOCATION> attribute to C:\MsoCache\All Users.
- C. Set the <SOURCESLIST> attribute to %ProgramFiles%\Microsoft Office.
- D. Set the <DistributionPoint Location> attribute to the path of the network installation point.

**Correct Answer:** A

**Section:** (none)





## Explanation

### Explanation/Reference:

#### QUESTION 25

Your company uses System Center Configuration Manager 2007 R2 to distribute applications to client computers.

You need to deploy Office 2010 in two different configurations:

- As an unattended installation, to include only Word, Excel, and Outlook.
- As an attended installation, to include only Word, Excel, Outlook, and OneNote.

What should you do?

- A. Create a single package and a single collection.
- B. Create two packages and two collections.
- C. Create a single package that has two programs and two advertisements.
- D. Create a single package that has a single program and two advertisements.

**Correct Answer: C**

**Section: (none)**

## Explanation

### Explanation/Reference:

#### QUESTION 26

You are preparing to capture an image from a Windows 7 reference computer. The reference computer has a modem installed, and Windows 7 drivers are installed for the modem.

You need to prepare the Windows 7 image so that the image does not contain the modem drivers.

Which two actions should you perform? (Each correct answer presents part of the solution. Choose two.)

- A. Use the Sysprep tool with the /audit option.
- B. Use the Sysprep tool with the /generalize option.
- C. Include the shellexecute option in the Oobe.xml file.
- D. Set the PersistAllDeviceInstalls option to True in an answer file.

**Correct Answer: AB**

**Section: (none)**

## Explanation

### Explanation/Reference: